

Spinoza Global Assets Strategy Fund


SPINOZA CAPITAL

Fund Fact Sheet • 31 May 2026 • Net Asset Value: € 196.07

Investment strategy

The Fund pursues long-term capital appreciation by investing in equities, equity-related securities and derivatives (e.g. financial contracts whose value depends on an underlying asset, index or rate), bonds and other listed securities on a global basis.

The investment concept is based on Ben Graham's investment philosophy on market fluctuations as set out in 'The Intelligent Investor' adopted through a proprietary, rules based asset allocation model: equity exposure is dynamically increased when markets fall and decreased when markets rise relative to their estimated intrinsic value.

The investment concept is designed to capitalise on the long-term appreciation of equities while taking advantage of short and mid term market overreactions, in fact benefiting precisely from what investors are usually most afraid of: volatility.

The Fund aims to generate attractive risk-adjusted returns (e.g. returns measured relative to the level of risk taken). The Fund is actively managed and is not managed in reference to any benchmark index.

Risk Indicator



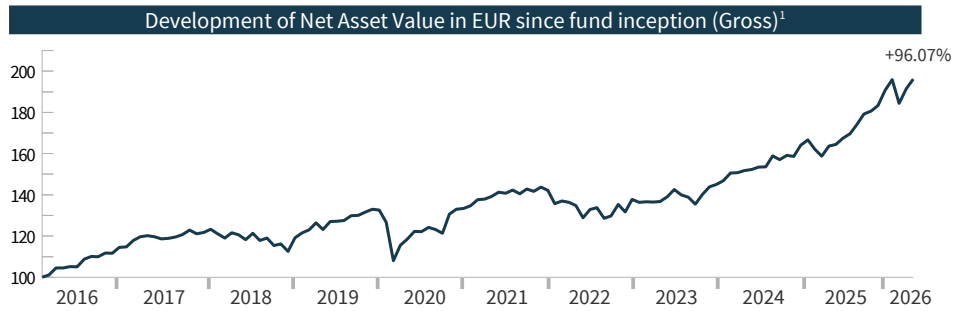
Key information

ISIN	LU1923620329
WKN	A2P967
Fund category	Balanced Fund, global
Domicile	Luxembourg
Fund currency	EUR
Fund inception	1 February 2016
Income type	Accumulating
Fund type	UCITS
Distribution	Germany, Luxembourg
Dealing days	Daily
Minimum investment	EUR 1'000
Financial year end	31 December
Minimum equity participation rate	25%
Management company	Gen II Management Company (Luxembourg) SARL
Investment manager	Spinoza Capital GmbH
Administrator	CACEIS Bank, Luxembourg Branch
Depository	CACEIS Bank, Luxembourg Branch
Auditor	KPMG Luxembourg

Fees and expenses

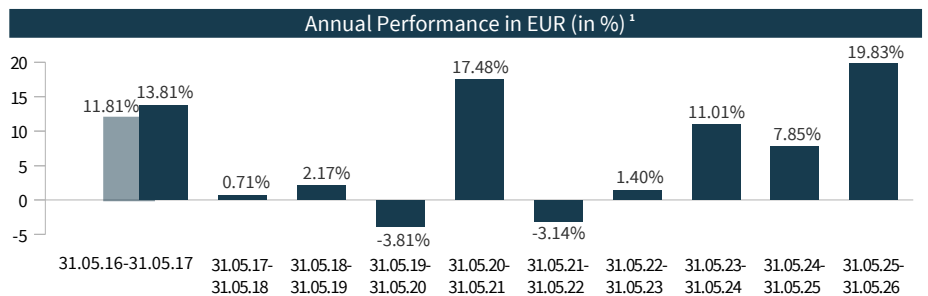
Subscription fee	0%
Ongoing charges which includes a Management fee of	1.24% p.a. 0.75% p.a.
Performance fee (perpetual high watermark, see prospectus for details)	up to 7.5%
Redemption fee	0%

Performance



Cumulative Performance in EUR (Gross, in %)¹

	1 month	3 months	Year to Date	1 year	3 years	5 years	since inception
Fund	2.41%	0.13%	6.91%	19.83%	43.46%	40.91%	96.07%



Legend:
 Light blue bar: Fund performance (net) including maximum subscription charge of 2%
 Dark blue bar: Fund performance (gross)

Gross fund performance takes into account all costs & fees incurred at fund level but excludes any subscription fees. Further costs may be charged individually at customer level (e.g. custody fees, commissions and other charges), resulting in a diminishing effect on performance. The level of custody fees can be found in your bank's schedule of fees.

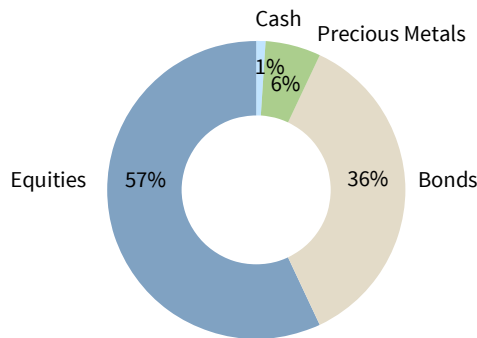
¹These figures refer to the past. Past performance is no reliable indicator of future performance.

Fund manager's comment: May 2026

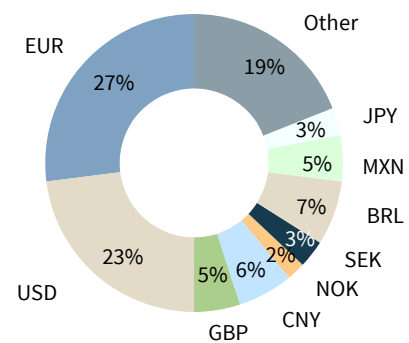
- Global and European equity markets remained constructive in May (e.g. Stoxx Europe 600 Index +2.4%) as investors continued to anticipate geopolitical de-escalation, with credible attempts at an agreement between the US and Iran emerging towards the end of the month. Equities were buoyed by falling oil prices (from \$114 to \$92 per barrel), resilient global macro data and robust Q1 corporate earnings, which highlighted strong earnings growth in the US and South East Asia alongside positive results in Europe. Meanwhile, AI investment continues to drive robust economy-wide capital expenditure growth. Hyperscaler capex plans once again surprised to the upside. Analysts revised their 2026 expectations 12% higher from the start of the Q1 earnings season to over \$750bn, corresponding to 83% growth vs. 2025. Emerging markets saw mixed results last month. While markets that are well positioned in the global AI supply chain, such as Korea and Taiwan, saw strong gains, other markets, such as China, India and Latin America, traded lower.
- Fixed income markets experienced sharp volatility last month, reflecting uncertainty over the growth, inflation and fiscal impact of the conflict in Iran. In the US, for example, the yield on 30-year government bonds climbed above 5.2% last month, the highest level in almost 20 years. Amid high oil and energy prices, inflation continued to rise in both the US and the eurozone. In the eurozone, inflation rose from 3.0% to 3.2%, while in the US it increased from 3.3% to 3.8%. As oil prices fell towards the end of the month, government bond yields gave up most of their intra-month spike, enabling global government bonds to generate a positive return (e.g. Bloomberg Global Aggregate Bond Index +0.9% in EUR terms).
- The Spinoza Global Assets Strategy Fund gained 2.41% in May. The fund took advantage of solid gains and rising valuations in selected equity markets around the world to take some profits and gradually reduce certain equity positions (e.g. South Korea, Japan, Europe). Conversely, the fund increased its positions in markets where valuations have recently become more attractive, such as Brazil and Indonesia. For example, the Indonesian equity market has fallen by more than 50% in EUR terms over the past 20 months, offering an attractive entry point with a P/E ratio below 9x and a dividend yield of 7.8%. As a result of the portfolio transactions, the fund's equity exposure was reduced to 57% at the end of May. The fund's bond holdings (36% of the fund's assets) also contributed positively to performance last month, with the fund's inflation-linked bonds performing particularly well. The fund continued to selectively extend the duration of its bond holdings to benefit from the recent rise in long-term bond yields. Additionally, the fund added to its investment-grade bond holdings in currencies that offer a high inflation-adjusted carry relative to the euro and whose countries are net exporters of energy or oil (e.g. NOK, AUD, BRL).

Composition of Fund Portfolio

Asset allocation



Currency breakdown



Investor Profile

The Fund is suitable for investors seeking long-term capital growth and may not be appropriate for investors who plan to withdraw their money within 5 years.

Risks

Market risk: Market fluctuations and general market or systematic risk is inherent to an entire investment market and as such, to a varying degree, in all of the Fund's investments. Price movements in an investment market can be volatile and are influenced, among other things, by changing market supply and demand, national and international political and economic events.

Concentration risk: To the extent that the Fund's investments are concentrated in a particular country, market, industry or asset class, the Fund may be susceptible to loss due to adverse occurrences affecting that country, market, industry or asset class.

Currency risk: The Fund's reference currency is EUR, whereas the underlying investments of the Fund are denominated in a variety of currencies. Consequently, the performance of the Fund may be influenced by movements in foreign exchange rates between EUR and the currencies in which the underlying investments are denominated.

Liquidity risk: The Fund may be exposed to liquidity risk where, due to a lack of marketability, the Fund's investments cannot be bought or sold quickly enough to prevent or minimize a loss.

Derivatives risk: The Fund may use derivatives in an attempt to reduce risk (hedging) or for investment and portfolio management purposes. It may be that the use of derivatives may not always be successful and cause unit prices to fluctuate which may in turn result in loss to the Fund.

Credit risk: The risk of default that may arise if an issuer fails to make payments when due.

Operational risk: The risk of losses caused by employees, delegates, service providers and other third parties through insolvency, errors, fraud or criminal actions.

Legal Notice

This document has been issued by Spinoza Capital SICAV ("Spinoza Capital"). It is prepared for information purposes only. It should not be interpreted as investment advice. It does not constitute an offer or invitation to any person to buy or sell any investment. Investments should be based on the full details contained in the prospectus which may be obtained from Spinoza Capital. Complete information on all risks of the Fund can be found in the prospectus and in the Key Information Document (KID). The value of the investment may fall as well as rise and its value may also be affected by currency fluctuations. Past performance is no reliable indicator of future performance. Any applicable initial charges or exit fees may lower the amount invested and or received upon redemption. Past returns are calculated net asset value to net asset value in the fund's base currency, without consideration of subscription fees. Spinoza Capital does not accept liability for any actions, proceedings, costs, demands, expenses, loss or damage arising from the use of all or part of this document. Spinoza Capital SICAV is authorised by the Commission de Surveillance du Secteur Financier (CSSF). © Spinoza Capital. All rights reserved. Sources: Spinoza Capital, Bloomberg.

Spinoza Capital GmbH is a German securities institution pursuant to §15 of the German Securities Institutions Act (Wertpapierinstitutsgesetz, WpIG) under the supervision of the Bundesanstalt für Finanzdienstleistungsaufsicht ("BaFin"), Marie-Curie-Straße 24-28, 60439 Frankfurt, Germany. The Fund is registered with the Bundesanstalt für Finanzdienstleistungsaufsicht ("BaFin") for marketing in Germany. For the avoidance of doubt, an investment involves acquiring shares in the Fund and not in the underlying assets. The Fund is actively managed and is not managed in reference to any benchmark index; any indices mentioned in this document are provided solely for performance comparison and market context. For the summary of investor rights in English or German, please refer to the website <https://www.spinozacapital.com/investorrights>. The management company may terminate the marketing arrangements for the Fund.

Contacts for Investors

Spinoza Capital GmbH
Opernturm, 16. Stock
Bockenheimer Landstraße 2-4
D-60306 Frankfurt am Main
Tel +49 69 5095 894 44

info@spinozacapital.com
www.spinozacapital.com

Copies of the fund's prospectus and the key information documents (KIDs) may be obtained free of charge from Spinoza Capital GmbH, Opernturm, 16. Stock, Bockenheimer Landstraße 2-4, D-60306 Frankfurt am Main, Germany and may be downloaded from the Spinoza Capital website: www.spinozacapital.com. The fund's prospectus is available in English whilst the KIDs are available in German. Please refer to the prospectus and to the KID before making any final investment decisions.